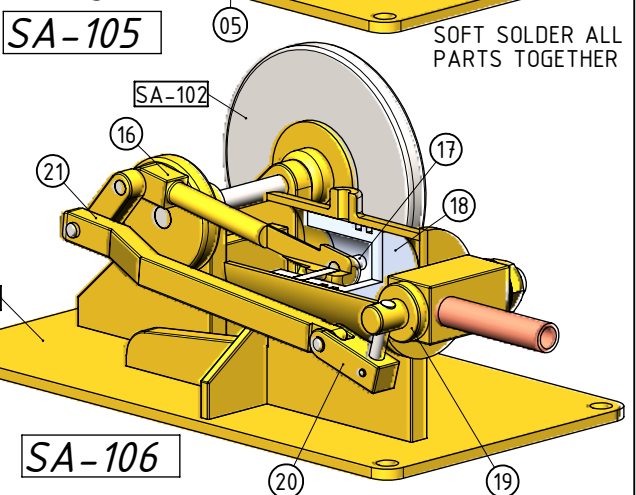
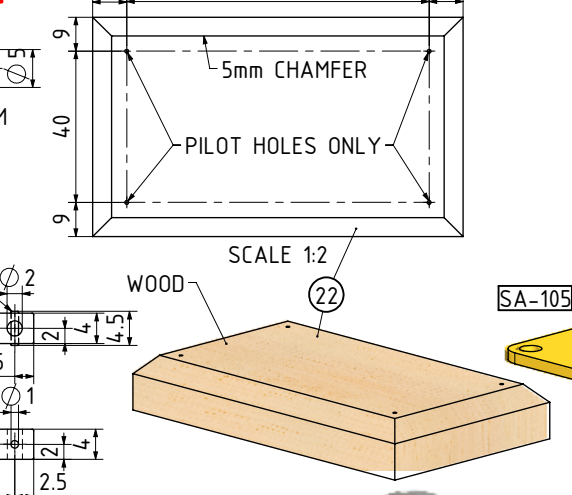
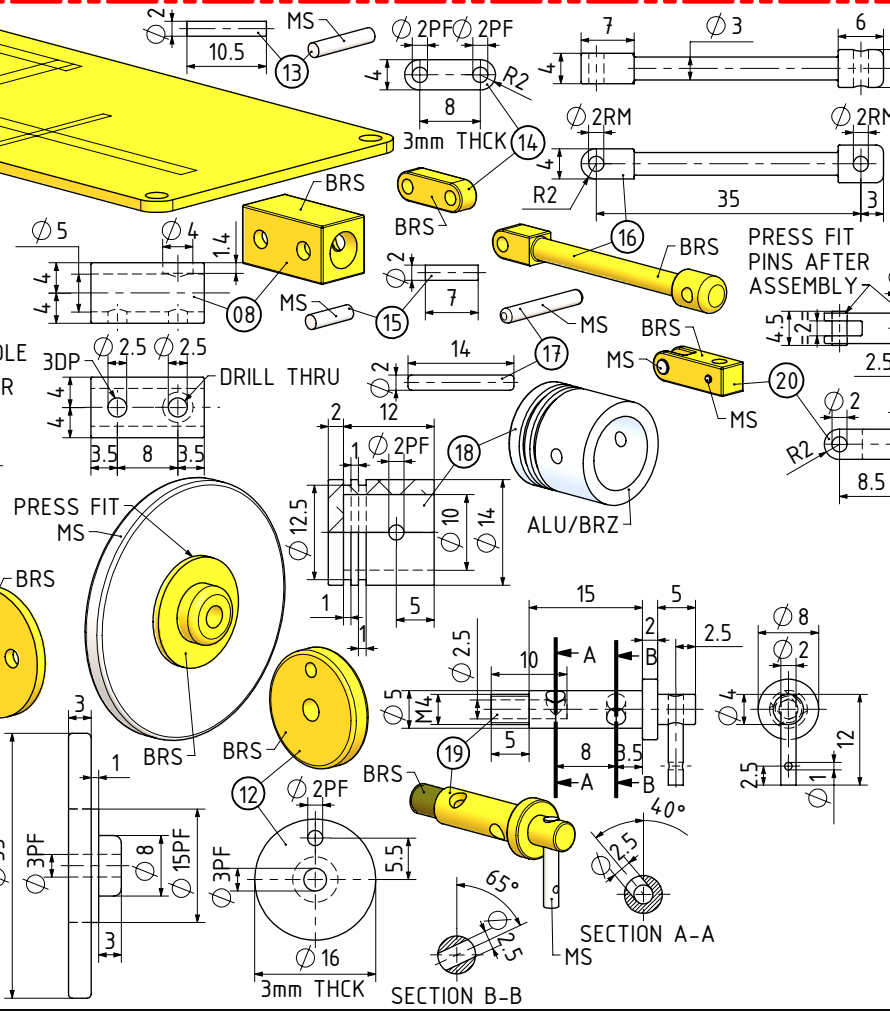
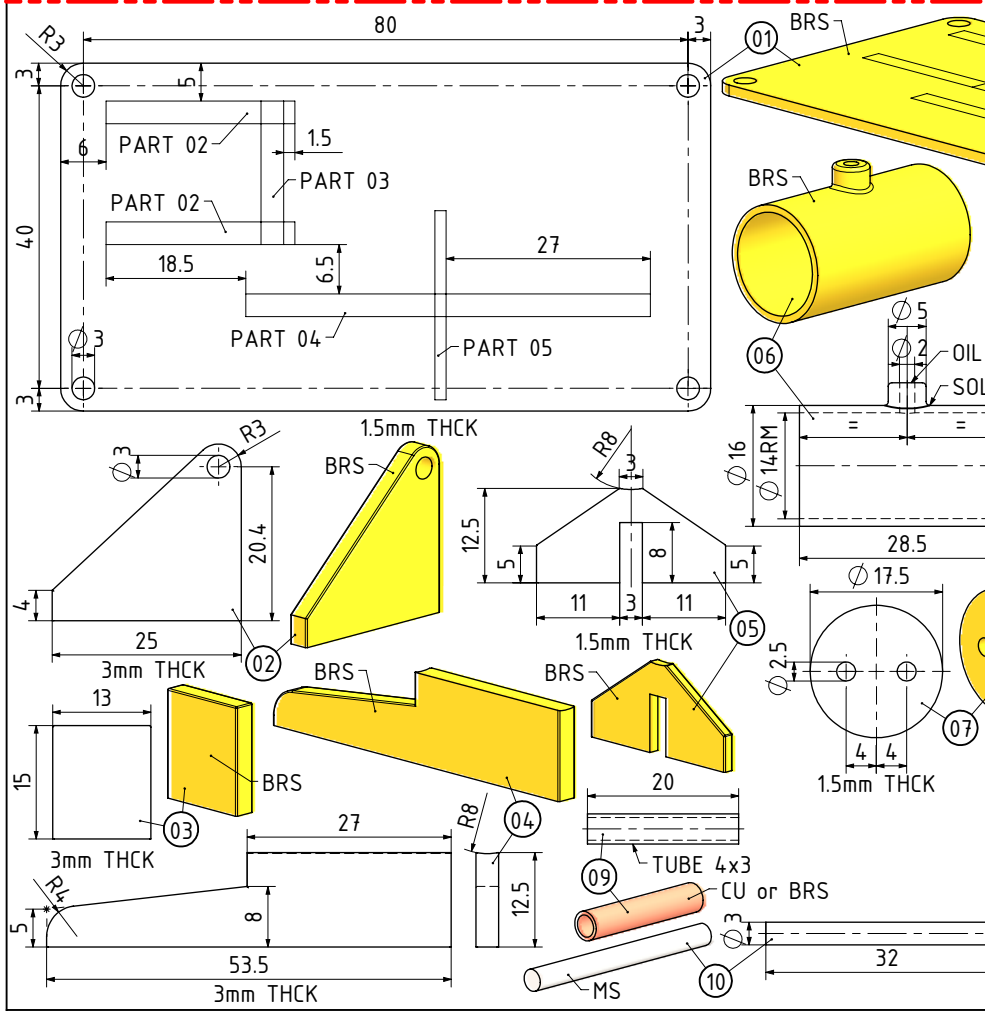
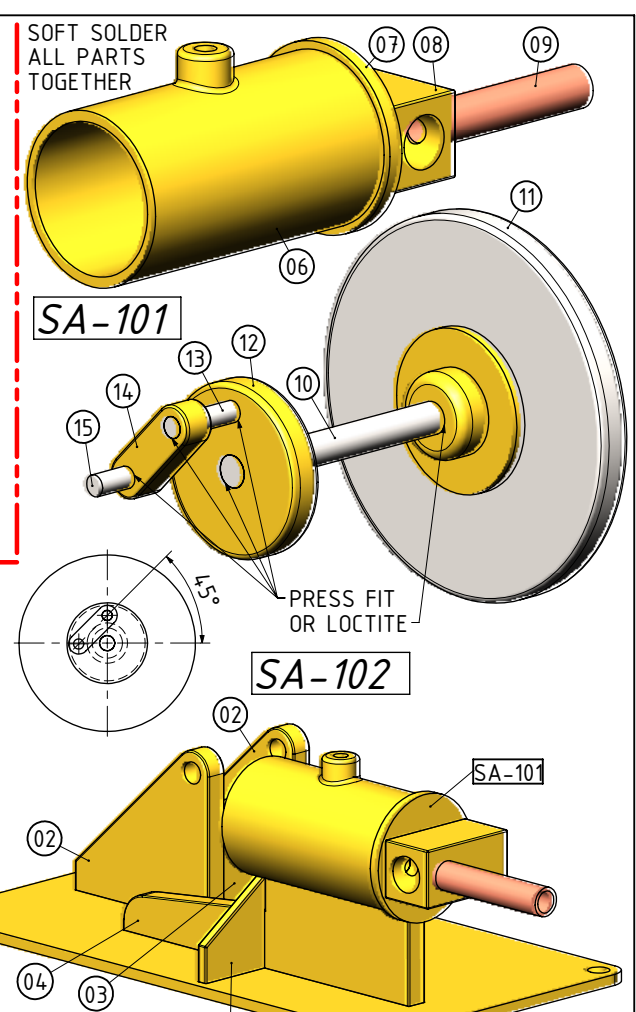


QTY.	PART NUMBER
1	FEVSE-01-BASE PLATE
2	FEVSE-02-SHAFT HOLDING PLATE
1	FEVSE-03-HOLDING PLATE BEARER
1	FEVSE-04-CYLINDER BEARING PLATE
1	FEVSE-05-CYLINDER BEARING PLATE SUPPORT
1	FEVSE-06-CYLINDER
1	FEVSE-07-CYLINDER PORT PLATE
1	FEVSE-08-VALVE PORT BLOCK
1	FEVSE-09-INLET PIPE
1	FEVSE-10-CRANK SHAFT
1	FEVSE-11-FLYWHEEL
1	FEVSE-12-CRANK DISC
1	FEVSE-13-CRANK PIN
1	FEVSE-14-COUNTER CRANK
1	FEVSE-15-COUNTER CRANK PIN
1	FEVSE-16-CON ROD
1	FEVSE-17-WRIST PIN
1	FEVSE-18-PISTON
1	FEVSE-19-VALVE
1	FEVSE-20-VALVE ROD LINK
1	FEVSE-21-VALVE ROD
1	FEVSE-22-WOOD BASE
1	FEVSE-M4 NUT
1	FEVSE-M4 WASHER
4	FEVSE-M3x10-WOOD SCREW



NOTES:
 TITLE
**VERY SIMPLE HORIZONTAL STEAM ENGINE
 WITH FRONT END VALVE**

DRAWING CONTENTS
GENERAL ARRANGEMENT

PROJECT No 09B-13-00
 JDW DRAUGHTING SERVICES
 J.A.M. DE WAAL, 12 BRIGHTWELL STREET PAPAOKURA 2110,
 NEW ZEALAND. PHONE: 0064 09 2988815. MOB: 0211791000
 E-MAIL: dewaal@xtra.co.nz.

PROJECTION
 DATE MAY-2015
 SHEET: 01 OF 01

MODEL SCALE: 1:1
 DWG SCALE: 1:1 @A3 OR AS SHOWN
 Copyright © J.A.M. DE WAAL PAPAOKURA NZ
 A3 No: FEVSE-01

NOTES:
 MATERIAL ABBREVIATIONS:
 ALU = ALUMINIUM
 BRS = BRASS
 BRZ = BRONZE OR GUNMETAL
 CU = COPPER
 MS = MILD STEEL/BRIGHTMILD STEEL
 OTHER ABBREVIATIONS
 PF = PRESS FIT
 PCD = PITCH CIRCLE DIAMETER
 RM = REAM
 HEX = HEXAGON, 6SIDED
 CP = COMPRESSED
 [SA-xxx] = SUB ASSEMBLY-xxx